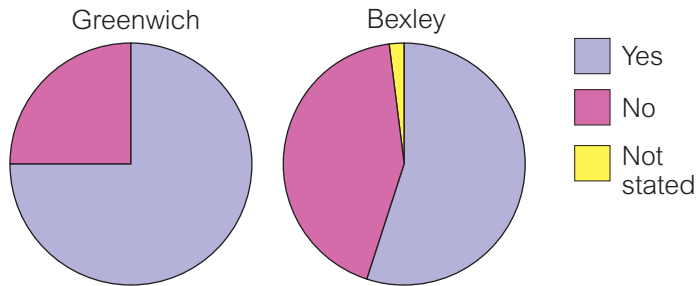


Count me in!

Bexley and Greenwich Homophobic Crime Survey Factsheet

In 2003 a survey into experiences of homophobic and transphobic abuse and domestic violence was carried out among lesbian, gay, bisexual and transgender people in Bexley and Greenwich. A full copy of the report can be found on www.gandbsurvey.org. The headline results are set out below:

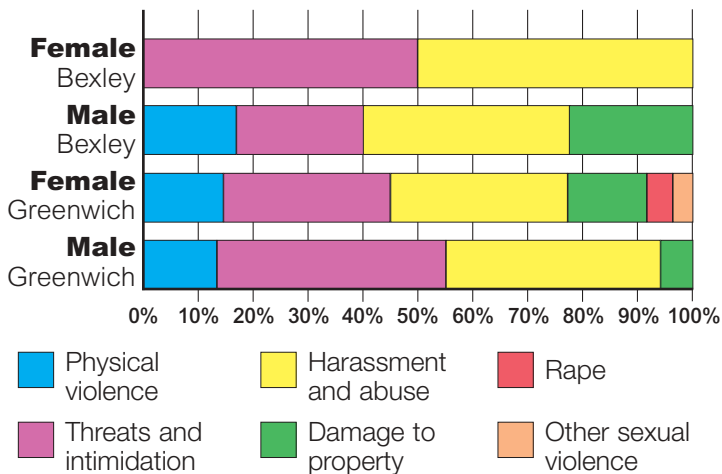
Have you ever experienced homophobic violence, threats or harassment?



Who's doing the homophobic hating?

- 2 out of 3 said they knew the perpetrators
- Neighbours and colleagues at work, school/college were the most common perpetrators
- 1 in 3 incidents involved more than one perpetrator
- 2 in 3 said violence happened in or near the home, only 1 in 20 had experienced violence in or near a LGBT venue.

Types of violence experienced by Gender



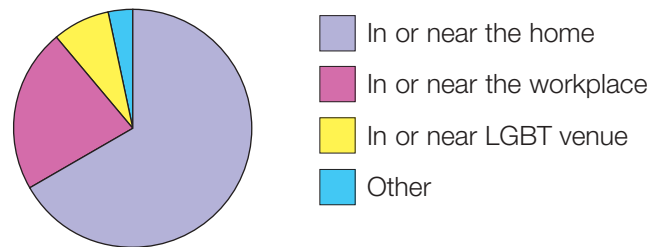
Reasons for not getting help

- 1 in 3 said 'no injury or damage' was their reason for not getting help
- Respondents in Bexley said that 'fear of further abuse' was the reason for not asking for help from services
- In Greenwich over half did not get help from the police because there was a 'lack of interest' or 'lack of effective response'.

Bexley and Greenwich experiences of homophobic violence

- 69% had experiences in their lifetime
- 38% had experiences in the last 12 months
- 3 in 4 reported multiple or repeat incidents.

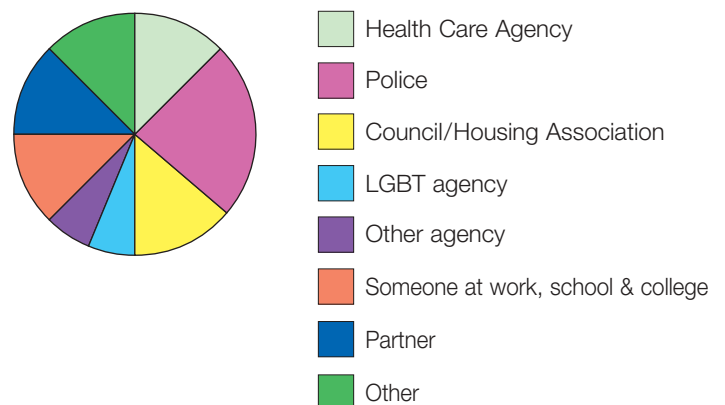
Where the harassment took place



Who's telling who?

- 2 in 5 respondents had told someone
- Police and partners were the most common source of help
- Women mainly contacted healthcare professionals and men mainly contacted the police.

Who did people tell?



The survey was commissioned by Bexley Community Safety Partnership and Greenwich Crime and Disorder Reduction Partnership and carried out by Galop, London's lesbian, gay and bisexual anti-violence and police monitoring organisation.

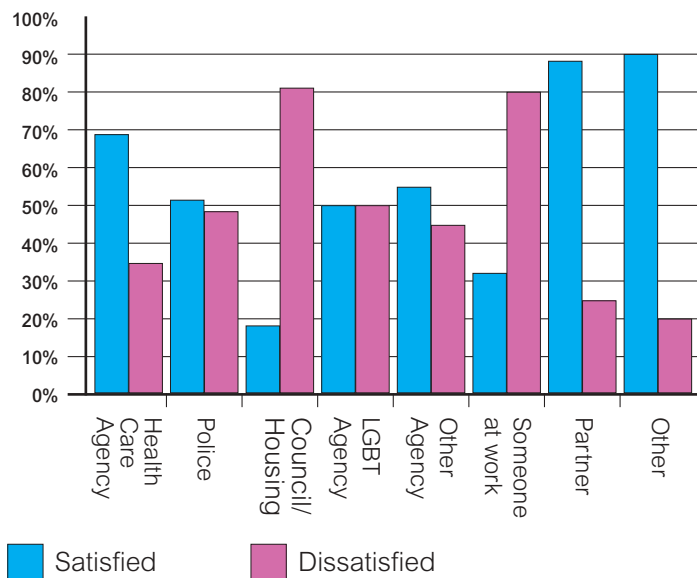
Findings on homophobic violence in both Bexley and Greenwich

- In the last 12 months over 60% told someone about the incident
- In Bexley men had experienced more homophobic abuse than women
- In Greenwich men and women had experienced similar levels of abuse.

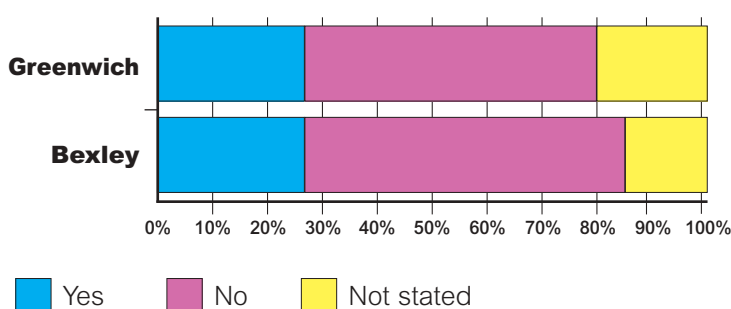
Satisfaction with services provided

- 1 in 2 of those seeking help from the police were satisfied with the service
- 4 in 5 who went to housing providers were dissatisfied with the service, with a majority very dissatisfied
- 7 out of 10 who reported to their workplace were dissatisfied with the service
- 2 out of 3 respondents were satisfied with the health services.

Making contact: Satisfaction levels



Domestic violence from a family member, partner or ex-partner experienced by LGBT people in Bexley and Greenwich



Domestic violence key findings

- 29% of respondents had experienced domestic violence from a family member, partner or ex-partner
- There were more female victims (43%) than male victims (20%)
- More women (17%) than men (9%) experienced physical violence
- In Bexley more men (31%) than women (24%) had experienced domestic violence
- In Greenwich more women (42%) than men (14%) experienced domestic violence
- Almost 1 in 2 people had told someone about domestic violence during their lifetime, but men (39%) were less likely than women (52%) to tell someone.

If you need support or advice you can report direct to the Police at any police station. Every London Borough has a Police Community Safety Unit (CSU) with specially trained officers to investigate homophobic crimes and domestic violence.

You can also contact:

Victim Support Greenwich **020 8854 1113**

Victim Support Bexley **020 8303 1248**

Bexley Community Safety Partnership on **0800 389 5013**

A list of Third Party Reporting sites in Bexley from www.bexley.gov.uk/communitysafety

Metro Centre (Greenwich) on **020 8265 3311** or www.themetro.dircon.co.uk

Galop on **020 7704 2040** or **020 7704 3111** (minicom) or www.galop.org.uk

London Lesbian & Gay Switchboard **020 7837 7324**

Rubicon (Transsexual Support Group) **020 8252 2623**

National Domestic Violence Helpline **0808 2000 247**

IN AN EMERGENCY RING 999

